



Nature Activity

Supplies:

- A pencil
- Nature Notebook
- Tree Journal: 14 days with a tree









How to:

- Walk around and find a tree! What do you notice? How tall is it? Is there anything special about it to remember?
- Draw a picture of the tree below. You don't want to forget which tree it is. Does it have any special adaptations or features?
- Check on your tree each day and follow the prompts from your tree journal sheet to learn and imagine even more about this tree's life!

My Neighborhood Tree:

A large, empty rectangular box with a thick black border, intended for drawing a picture of a tree.

TREE QUEST

 <p>Smell part of a tree... What does it smell like?</p>	<p>Find opposite branches</p> 	<p>Sign of an insect</p> 	<p>LOCATE 3 ENTIRE LEAVES! Entire means the edge of the leaf is smooth.</p>
<p>A tree with SMOOTH bark</p>	<p>Simple Leaf</p>  <p>One blade attached to one stem</p>	<p>Lichen on tree bark</p>	 <p>EVERGREEN TREE</p>
<p>TREE SEED which travels on the WIND</p> 	<p>ROUGH and SMOOTH bark on the same tree.</p>	<p>COMPOUND LEAF</p>  <p>More than one blade attached to a stem.</p>	<p>Leaf with at least 2 colors</p>
<p>CONE from an EVERGREEN</p> 	<p>Deciduous Tree A tree that loses its leaves every year.</p>	 <p>VINE growing up a TREE</p>	<p>Sign of a mammal or bird</p> 